



nlsr

NATIONAL INSTITUTE OF
STATISTICS OF RWANDA

Data Coordination and Flow of SDG Data at the National and Local Levels

Kigali, 12TH - Dec - 2024

Outlines

- ✓ **Background**
- ✓ **Data Coordination Framework in Rwanda**
- ✓ **Flow of SDG Data**
- ✓ **Way Forward**

Why is data important?



- ✓ Monitors progress and informs evidence-based policymaking.
- ✓ Helps identify gaps and prioritize interventions.

Why is data important?



- ✓ Integrating SDGs, EAC and AU agenda into national development plans such as Vision 2050, NST1&2.

SDG Data



SDGs Domestication



199

Unique
Indicators
Applicable

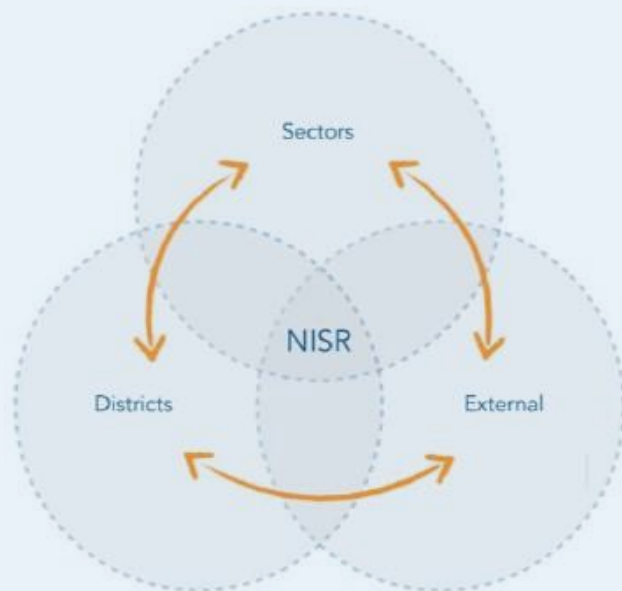
13

Indicators repeat
under 2 or 3
different targets

33

Indicators
Not Applicable

NSDS and NSS as Coordination Tool



- ✓ NSS is network of institutions and entities involved in the production, dissemination, and use of official statistics.
- ✓ NISR is Central coordinating body
- ✓ Line ministries
- ✓ Local governments
- ✓ Private sector, and academia.

National Strategy for the Development of Statistics (NSDS)

- ✓ NSDS provides a framework for strengthening statistical systems in Rwanda
- ✓ Aligns national priorities with global and regional agendas, including SDGs
- ✓ Promotes integration of SDG indicators into national data systems
- ✓ Ensures harmonization of data collection and reporting across sectors
- ✓ Focuses on data quality, accessibility, and coordination

Data Coordination Framework in Rwanda



National Level

- NISR oversees the integration of SDG data across sectors
- Collaboration with ministries, development partners, and NGOs.



Sectoral Level

- Ministries and agencies collect and report data relevant to their mandates.



Local Level

- District Development Plans (DDPs) aligned with SDGs

Flow of SDG Data



63%
Administrative
Source



37%
Surveys &
Census Source

Flow of SDG Data



Data Collection

- Household surveys, censuses, and administrative data systems



Data Processing and Validation

- NISR's role in ensuring data quality and harmonization
- Validation sessions with stakeholders



SDG Data Reporting and Dissemination

- Open SDG data portals.

Sustainable Development Report

RWANDA

Sub-Saharan Africa

OVERALL PERFORMANCE

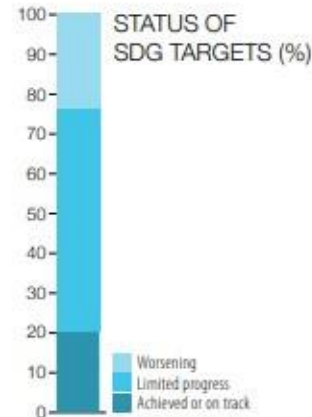
COUNTRY
RANKING

126 / 166

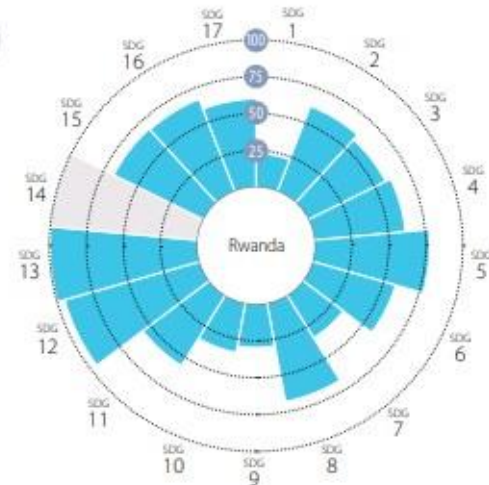
COUNTRY
SCORE



REGIONAL AVERAGE: 53.0



AVERAGE PERFORMANCE BY SDG



SDG DASHBOARDS AND TRENDS

Reporting progress by Goal



Reporting Status

SDG Goals	# Indicator	# Reported	# Not Reported	# Not Applicable	Progress (%)
Goal 1	14	9	5	-	64
Goal 2	13	4	8	1	33
Goal 3	27	16	10	1	62
Goal 4	11	9	1	1	90
Goal 5	14	12	1	1	92
Goal 6	11	7	3	1	70
Goal 7	6	4	1	1	80
Goal 8	17	13	2	2	86
Goal 9	12	8	3	1	73
Goal 10	11	4	5	2	44

Reporting progress by Goal



**Reporting
Status**

SDG Goals	# Indicator	# Reported	# Not Reported	# Not Applicable	Progress (%)
Goal 11	15	3	11	1	21
Goal 12	13	2	8	3	20
Goal 13	8	4	2	2	67
Goal 14	10	0	4	6	0
Goal 15	14	7	4	3	64
Goal 16	23	15	8	-	65
Goal 17	24	12	6	7	70
Total	243	129	82	33	65%

Challeng

e

- ✓ Scope of SDG indicators
- ✓ Data disaggregation and coverage of all population groups
- ✓ Data Quality, timeliness, reliability, and accessibility
- ✓ Lack of Data availability
- ✓ Inadequate program for capacity building

Way forward

- ✓ Engage stakeholders, including local governments and communities, in planning and implementation
- ✓ Effective data coordination is essential for tracking SDG progress.
- ✓ Local-level data collection is critical for achieving national and global targets.
- ✓ Strengthening systems and collaboration will ensure sustainable development.

Thank You



Any Question??
